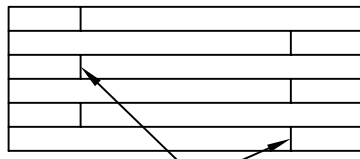
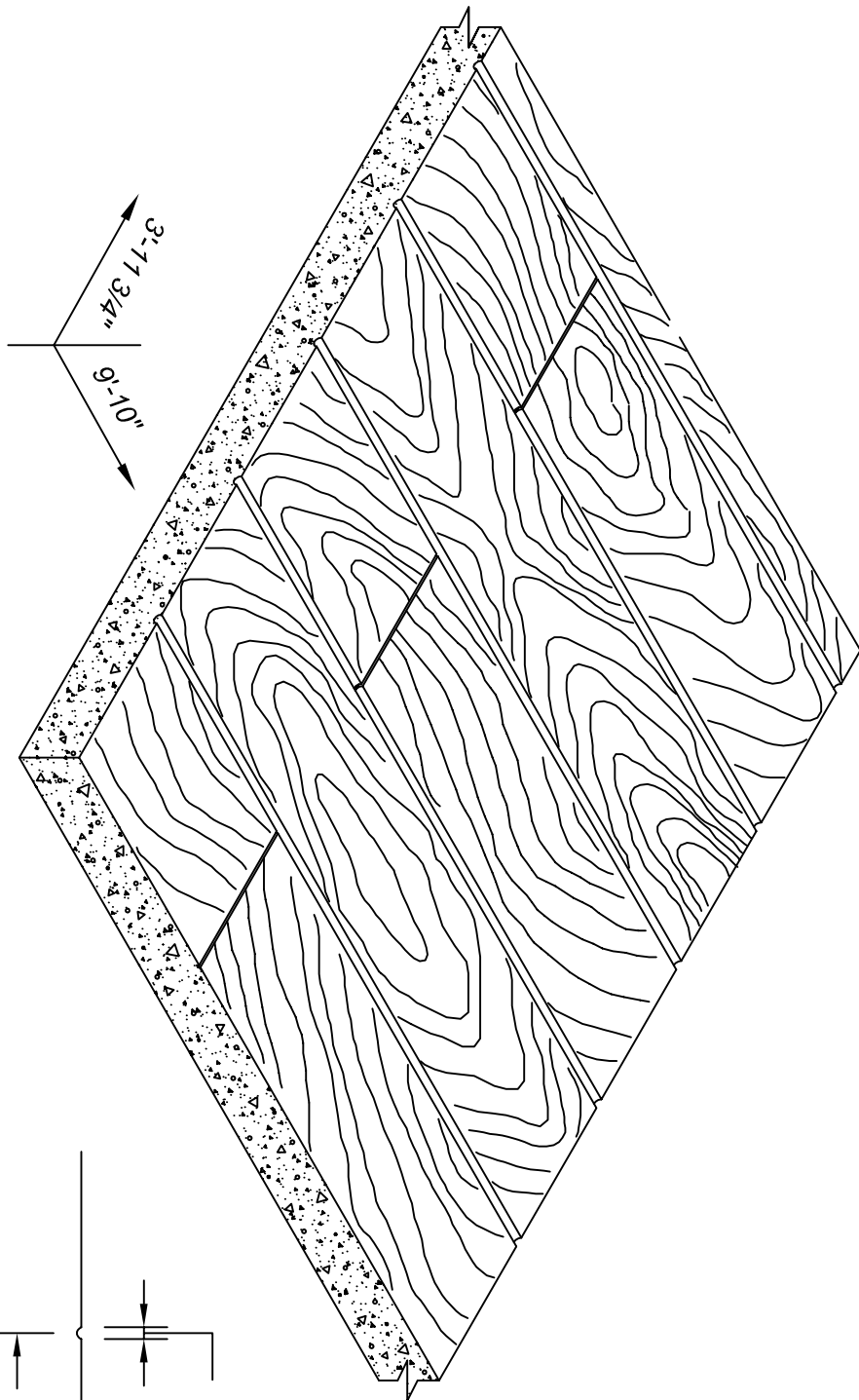


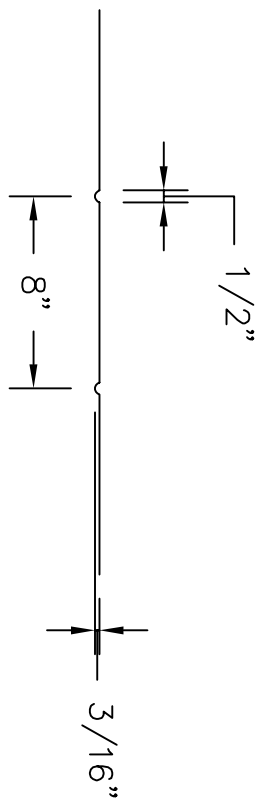
- SINGLE USE
- MEDIUM USE
- HIGH USE



BUTT JOINT

ELEVATION VIEW

SCALE: 3/16" = 1'-0"



NOTE: ONE OUTSIDE BOARD
MEASURES 7 1/2" C-C (NOM.)

SECTION VIEW

SCALE: 1-1/2" = 1'-0"

ISOMETRIC VIEW

SCALE: NOT TO SCALE

REV. MARK	REVISION	BY	CHK	APP	DATE	DESIGNED:	DATE:
						DRAWN:	
						CHECKED:	
						APPROVED:	
						MFG. REP.:	
						SHEET NUMBER:	
						PART NUMBER:	
						QUANTITY REQUIRED:	
						SCALE:	AS SHOWN
						DWG. REF. NO.:	SOM363
<p>Southern Metal & Plastic Products</p> <p>3400 TREE CRT. IND. BLVD., ST. LOUIS, MO 63122-6889</p> <p>PH: 800-325-3597 FX: 636-825-6567</p> <p>WEBSITE: www.southernmetals.com</p>							
<p>TITLE: #S363 WEATHERED TONGUE & GROOVE</p>							
<p>REV</p>							